

BUILDING A WORLD OF DIFFERENCE®



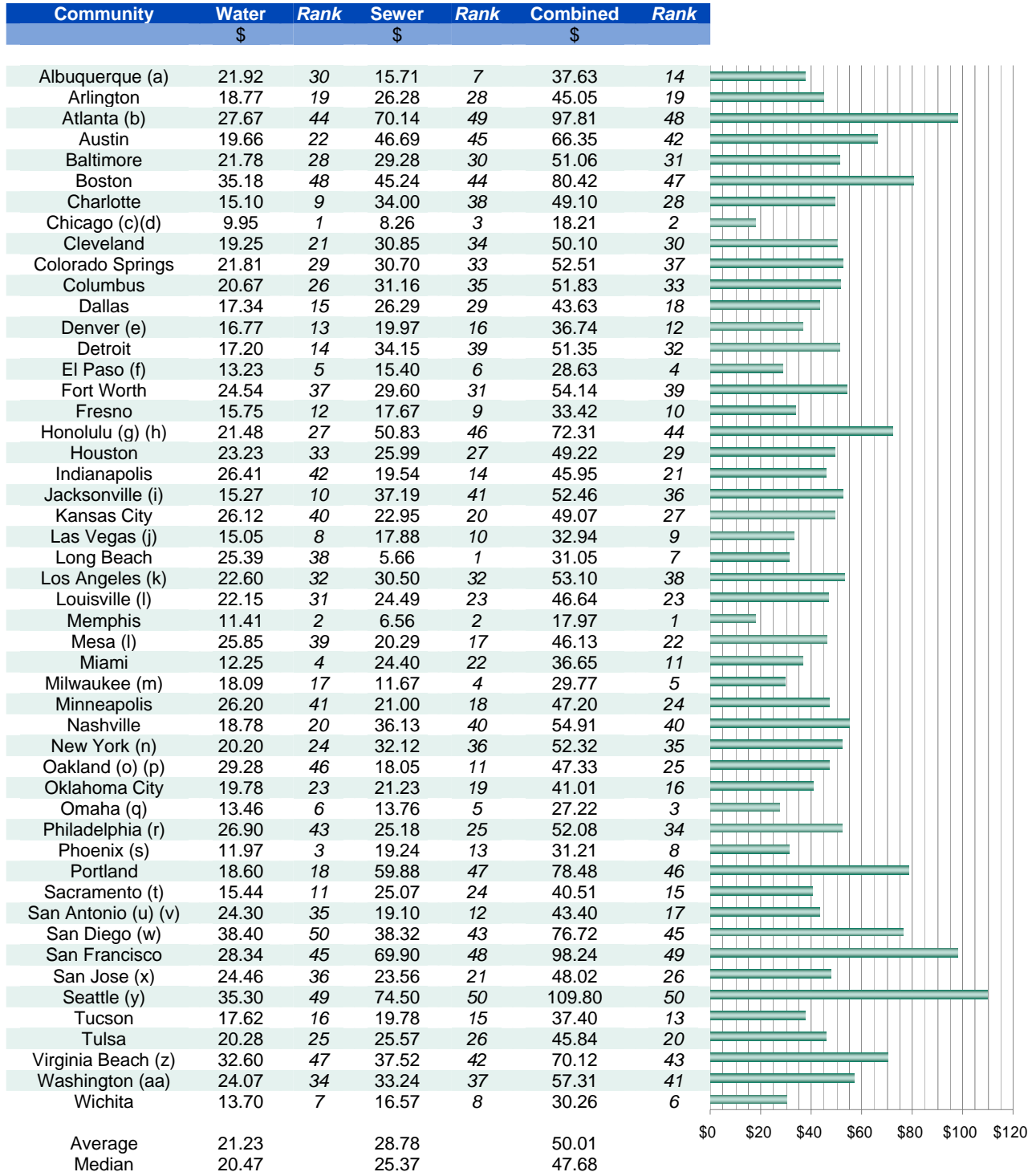
50 LARGEST CITIES Water / Wastewater Rate Survey 2007



BLACK & VEATCH
Building a **world** of difference.®

Typical Monthly Water and Wastewater Bills

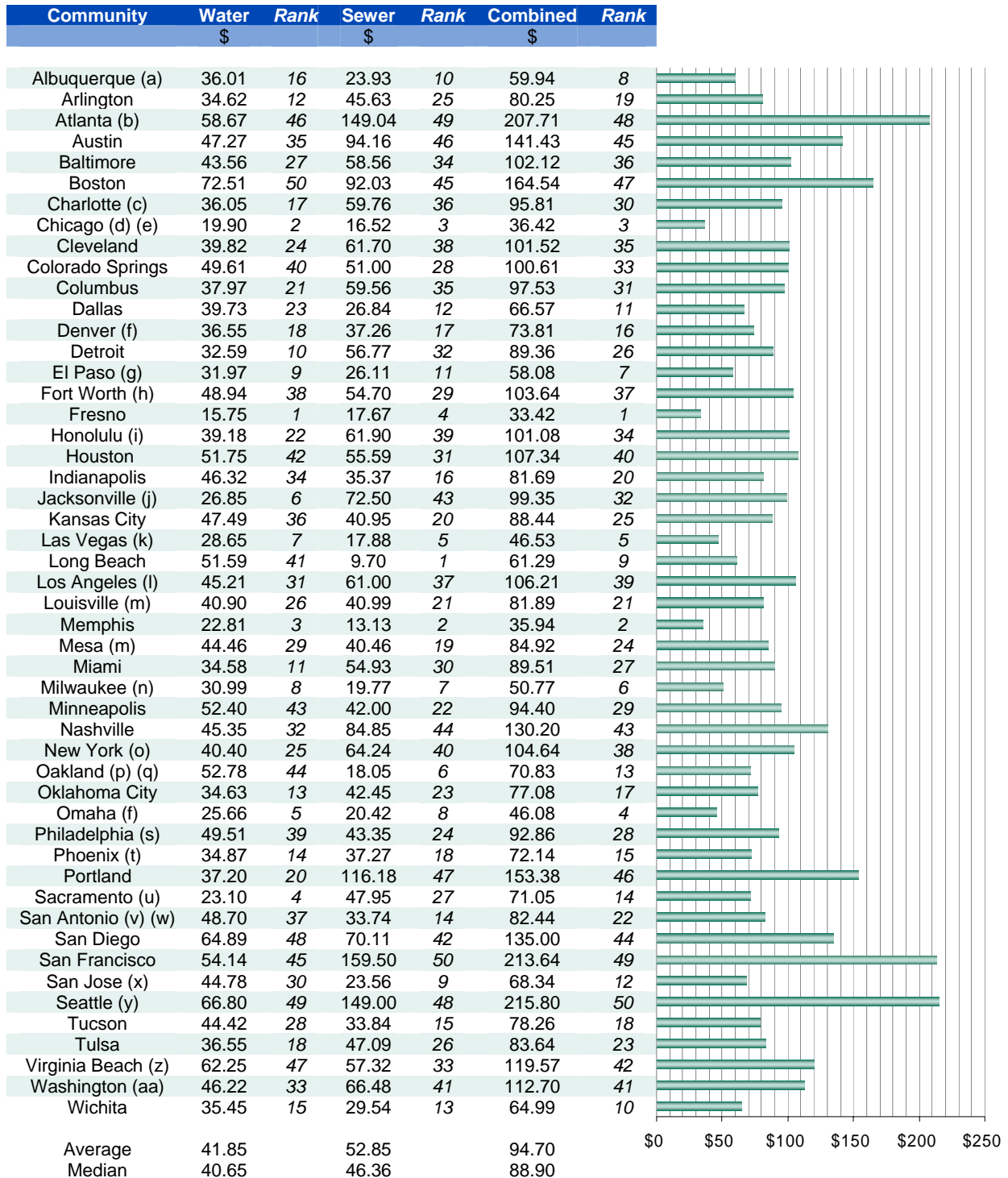
Figure 1
Residential Customers - 7,500 Gallons Billable Water Usage
Ranked from Lowest (1) to Highest (50)



Note: Assumes 7,500 gallons (or 1,000 cubic feet) monthly usage and a 5/8" (or nearest equivalent) meter size.
Actual average usage for a 5/8" residential customer will vary by utility.
Rates effective August 31, 2007.

Typical Monthly Water and Wastewater Bills

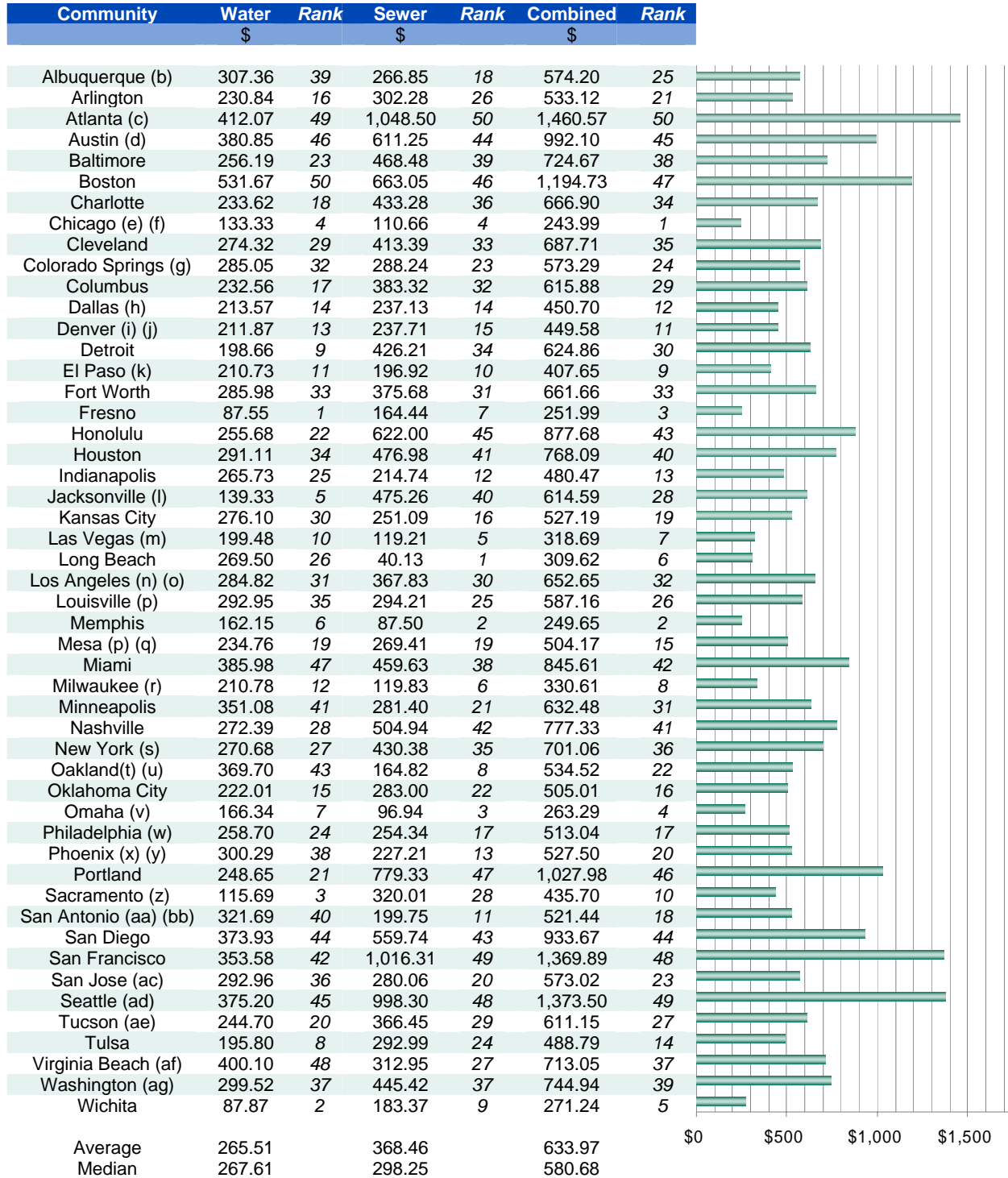
Figure 2
Residential Customers - 15,000 Gallons Usage
Ranked from Lowest (1) to Highest (50)



Note: Assumes 15,000 gallons (or 2,000 cubic feet) monthly usage and a 3/4" (or nearest equivalent) meter size.
Actual average usage for a 3/4" residential customer will vary by utility.
Rates effective August 31, 2007.

Typical Monthly Water and Wastewater Bills

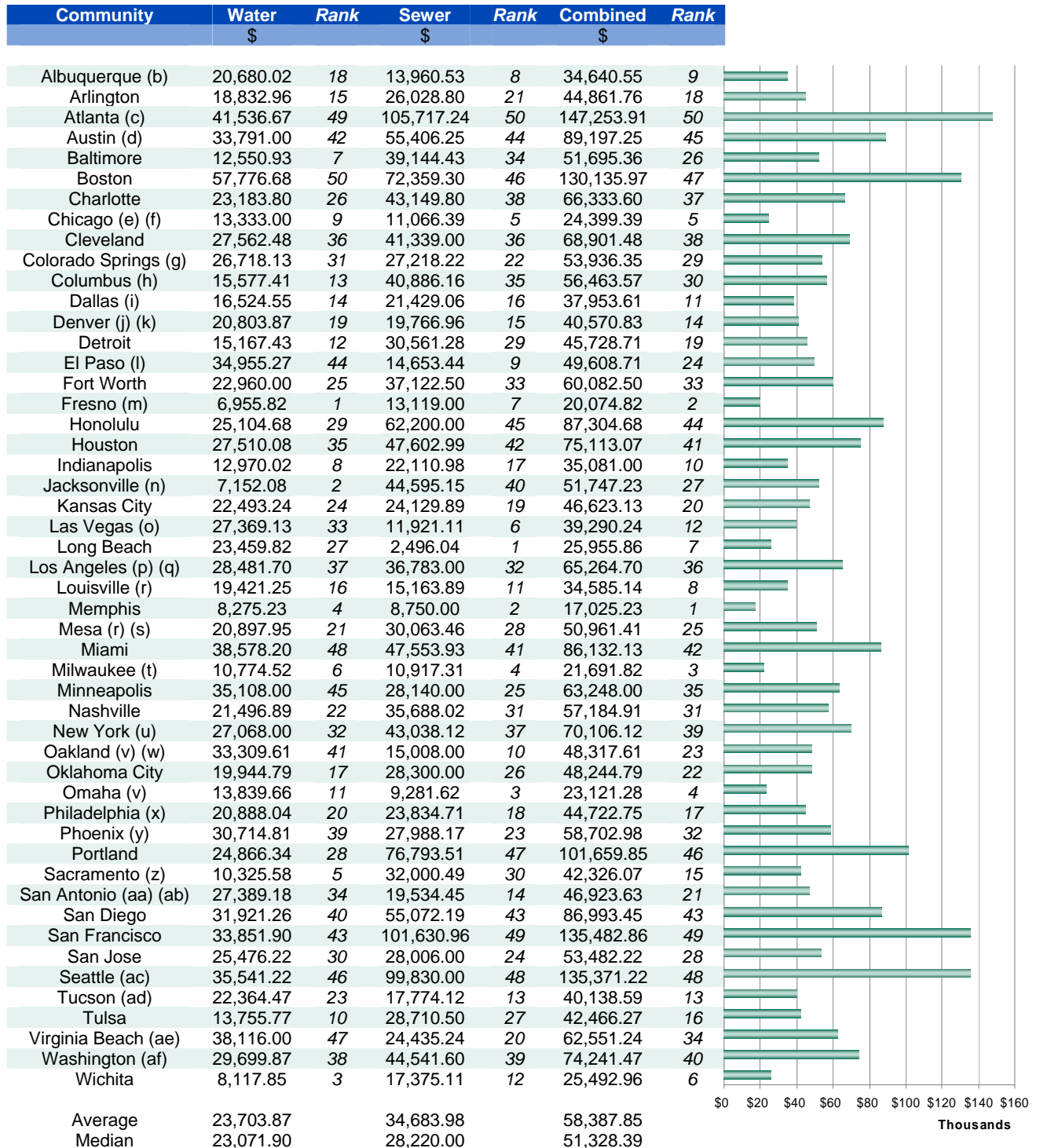
Figure 3
Commercial Customers - 100,000 Gallons Usage (a)
Ranked from Lowest (1) to Highest (50)



Note: Assumes 100,000 gallons (or 13,400 cubic feet) monthly usage and a 2" (or nearest equivalent) meter size.
Actual average usage for a 2" commercial customer will vary by utility.
Rates effective August 31, 2007.

Typical Monthly Water and Wastewater Bills

Figure 4
Industrial Customers - 10,000,000 Gallons Usage (a)
Ranked from Lowest (1) to Highest (50)



Note: Assumes 10,000,000 gallons (or 1,340,000 cubic feet) monthly usage and a 6" (or nearest equivalent) meter size.
Actual average usage for a 6" industrial customer will vary by utility.
Rates effective August 31, 2007.

Footnotes

Figure 1

- (a) Water rate includes Sustainable Water Supply Program Fee and State Water Conservation Fee.
- (b) Rates exclude \$0.15/ccf water security charge and 1% sales tax.
- (c) Sewer rate is based on 83% of water bill.
- (d) Excludes 0.347% Metropolitan Water Reclamation District Property Tax.
- (e) Assumes metered sewer customer.
- (f) Sewer rate is based on 90% of Average Winter Consumption (AWC). AWC is assumed to be equal to typical usage applied to this customer class.
- (g) Residents are billed in whole 1,000 gallons. For the purposes of this survey, we assumed a monthly usage of 7,000 gallons.
- (h) Sewer rate reflects a reduction in usage due to an 18% irrigation factor.
- (i) Sewer discount is 90% of billed water usage in April through September and 100% for the rest of the year.
- (j) Water charge includes SNWA Commodity Charge and SNWA Reliability Surcharge.
- (k) Uses an average of First Tier Rates for water customers.
- (l) Rates exclude all pressure zone charges. Sewer charges exclude EPA surcharge.
- (m) Water service charge includes Public Fire Protection Charge. Sewer rate includes Sewer Maintenance Fee.
- (n) Sewer rate is based on 159% of water bill.
- (o) Does not include water Elevation Surcharge, which ranges from \$0.00 to \$0.64 per Ccf.
- (p) Sewer charge includes a sewer service charge billed by the City of Oakland with remaining sewer charges billed by East Bay Municipal Utility District.
- (q) Uses weighted average of peak (June through October) and off-peak (November through May) rates for water customers.
- (r) Sewer rate excludes stormwater component.
- (s) Uses weighted average water commodity charge.
- (t) Sewer charge includes a collection fee charged by the City of Sacramento and a prorated Residential treatment fee charged by the Sacramento Regional County Sanitation District.
- (u) Uses weighted average of "seasonal" (July through October) and "standard" (November through June) rates for water customers.
- (v) Water rate includes water supply fee.
- (w) Residential sewer charge based on 1 Ccf reduction factor.
- (x) Residential sewer customers are charged a flat rate.
- (y) Uses weighted average of peak (May 16th through September 15th) and off-peak (September 16th through May 15th) rates for water customers.
- (z) Sewer charge includes a sanitary sewer service charge billed by the Department of Public Utilities with remaining sewer charges billed by Hampton Roads Sanitary District.
- (aa) For purposes of this survey, the metering fee and Right of Way Rate were divided equally between water and sewer bills.

Figure 2

- (a) Water rate includes Sustainable Water Supply Program Fee and State Water Conservation Fee.
- (b) Rates exclude \$0.15/ccf water security charge and 1% sales tax.
- (c) Residential usage has a cap of 18 Ccf for sewer charges.
- (d) Sewer rate is based on 83% of water bill.
- (e) Excludes 0.347% Metropolitan Water Reclamation District Property Tax.
- (f) Assumes metered sewer customer.
- (g) Sewer rate is based on 90% of Average Winter Consumption (AWC). AWC is assumed to be equal to typical usage applied to this customer class.
- (h) Residential usage has a cap of 15 Ccf for sewer charges.
- (i) Sewer rate reflects a reduction in usage due to an 18% irrigation factor.
- (j) Sewer discount is 90% of billed water usage in April through September and 100% for the rest of the year. For purposes of this survey, we assumed 95%.
- (k) Water charge includes SNWA Commodity Charge and SNWA Reliability Surcharge.
- (l) Uses an average of First Tier Rates for water customers.
- (m) Rates exclude all pressure zone charges. Sewer charges exclude EPA surcharge.
- (n) Water service charge includes Public Fire Protection Charge. Sewer rate includes Sewer Maintenance Fee.
- (o) Sewer rate is based on 159% of water bill.
- (p) Does not include water Elevation Surcharge, which ranges from \$0.00 to \$0.64 per Ccf.
- (q) Sewer charge includes a sewer service charge billed by the City of Oakland with remaining sewer charges billed by East Bay Municipal Utility District.
- (r) Uses weighted average of peak (June through October) and off-peak (November through May) rates for water customers.
- (s) Sewer rate excludes stormwater component.
- (t) Uses weighted average water commodity charge.
- (u) Sewer charge includes a collection fee charged by the City of Sacramento and prorated Residential treatment fee charged by the Sacramento Regional County Sanitation District.
- (v) Uses weighted average of "seasonal" (July through October) and "standard" (November through June) rates for water customers.
- (w) Water rate includes water supply fee.
- (x) Residential sewer customers are charged a flat rate. Meter sizes are not applicable.
- (y) Uses weighted average of peak (May 16th through September 15th) and off-peak (September 16th through May 15th) rates for water customers.
- (z) Sewer charge includes a sanitary sewer service charge billed by the Department of Public Utilities with remaining sewer charges billed by Hampton Roads Sanitary District.
- (aa) For purposes of this survey, the metering fee and Right of Way Rate were divided equally between water and sewer bills.

Footnotes

Figure 3

- (a) Assumes BOD, SS, and ammonia strength discharges of 250, 250, and 20 mg/l, respectively.
- (b) Water rate includes Sustainable Water Supply Program Fee and State Water Conservation Fee.
- (c) Rates exclude \$0.15/ccf water security charge and 1% sales tax.
- (d) Uses weighted average of peak (July through October) and off-peak (November through June) rates for water customers.
- (e) Sewer rate is based on 83% of water bill.
- (f) Excludes 0.347% Metropolitan Water Reclamation District Property Tax.
- (g) Uses average of peak (May through October) and off-peak (November through April) rates for water customers.
- (h) Assumes monthly water use does not exceed 1.4 times average monthly use.
- (i) Uses average of summer and winter rates for commercial and industrial water customers.
- (j) Assumes metered sewer customer.
- (k) Sewer rate is based on 90% of Average Winter Consumption (AWC). AWC is assumed to be equal to typical usage applied to this customer class.
- (l) Sewer discount is 90% of billed water usage in April through September and 100% for the rest of the year. For purposes of this survey, we assumed 95%.
- (m) Water charge includes SNWA Commodity Charge and SNWA Reliability Surcharge. Commercial sewer bills are estimated flat rate residential charges, prorated by volume.
- (n) Uses an average of First Tier Rates for water customers.
- (o) Sewer rate is based on 90% of water usage.
- (p) Rates exclude all pressure zone charges. Sewer charges exclude EPA surcharge.
- (q) Does not include a surcharge, which applies to all water used each month from March through November that exceeds the average of the combined monthly usage for the months December through February.
- (r) Water service charge includes Public Fire Protection Charge. Sewer rate includes Sewer Maintenance Fee.
- (s) Sewer rate is based on 159% of water bill.
- (t) Does not include water Elevation Surcharge, which ranges from \$0.00 to \$0.64 per Ccf.
- (u) Sewer charge includes a sewer service charge billed by the City of Oakland with remaining sewer charges billed by East Bay Municipal Utility District.
- (v) Uses weighted average of peak (June through October) and off-peak (November through May) rates for water customers.
- (w) Sewer rate excludes stormwater component.
- (x) Uses weighted average water commodity charge.
- (y) Uses "Laundries/Commercial" category rate for sewer customers.
- (z) Sewer charge includes a collection fee charged by the City of Sacramento and prorated Residential treatment fee charged by the Sacramento Regional County Sanitation District.
- (aa) Assumes usage block of 100-125% of base for water customers.
- (ab) Water rate includes water supply fee.
- (ac) Uses "Restaurant" category rate for sewer customers.
- (ad) Uses weighted average of peak (May 16th through September 15th) and off-peak (September 16th through May 15th) rates for water customers.
- (ae) Uses "Restaurant with Seating" category rate for sewer customers.
- (af) Sewer charge includes a sanitary sewer service charge billed by the Department of Public Utilities with remaining sewer charges billed by Hampton Roads Sanitary District.
- (ag) For purposes of this survey, the metering fee and Right of Way Rate were divided equally between water and sewer bills.

Figure 4

- (a) Assumes BOD, SS, and ammonia strength discharges of 250, 250, and 20 mg/l respectively.
- (b) Water rate includes Sustainable Water Supply Program Fee and State Water Conservation Fee.
- (c) Rates exclude \$0.15/ccf water security charge and 1% sales tax.
- (d) Uses weighted average of peak (July through October) and off-peak (November through June) rates for water customers.
- (e) Sewer rate is based on 83% of water bill.
- (f) Excludes 0.347% Metropolitan Water Reclamation District Property Tax.
- (g) Uses average of peak (May through October) and off-peak (November through April) rates for water customers.
- (h) Industrial service charge assumes customer is billed monthly.
- (i) Assumes monthly water use does not exceed 1.4 times average monthly use.
- (j) Uses average of summer and winter rates for commercial and industrial water customers.
- (k) Assumes metered sewer customer.
- (l) Sewer rate is based on 90% of Average Winter Consumption (AWC). AWC is assumed to be equal to typical usage applied to this customer class.
- (m) Assumes low industrial user.
- (n) Sewer discount is 90% of billed water usage in April through September and 100% for the rest of the year. For purposes of this survey, we assumed 95%.
- (o) Water charge includes SNWA Commodity Charge and SNWA Reliability Surcharge. Industrial sewer bills are estimated flat rate residential charges, prorated by volume.
- (p) Uses an average of First Tier Rates for water customers.
- (q) Sewer rate is based on 90% of water usage.
- (r) Rates exclude all pressure zone charges. Sewer charges exclude EPA surcharge.
- (s) Does not include a surcharge, which applies to all water used each month from March through November that exceeds the average of the combined monthly usage for the months December through February.
- (t) Water service charge includes Public Fire Protection Charge. Sewer rate includes Sewer Maintenance Fee.
- (u) Sewer rate is based on 159% of water bill.
- (v) Does not include water Elevation Surcharge, which ranges from \$0.00 to \$0.64 per Ccf.
- (w) Sewer charge includes a sewer service charge billed by the City of Oakland with remaining sewer charges billed by East Bay Municipal Utility District. (x) Sewer rate excludes stormwater component.
- (y) Uses weighted average water commodity charge.
- (z) Sewer charge includes a collection fee charged by the City of Sacramento and prorated Residential treatment fee charged by the Sacramento Regional County Sanitation District.
- (aa) Assumes usage block of 100-125% of base for water customers.
- (ab) Water rate includes water supply fee.
- (ac) Uses weighted average of peak (May 16th through September 15th) and off-peak (September 16th through May 15th) rates for water customers. Industrial sewer rate is equal to commercial rate for purposes of this exercise.
- (ad) Uses "All Other Customer Classes" category rate for sewer customers.
- (ae) Sewer charge includes a sanitary sewer service charge billed by the Department of Public Utilities with remaining sewer charges billed by Hampton Roads Sanitary District.
- (af) For purposes of this survey, the metering fee and Right of Way Rate were divided equally between water and sewer bills.

Legal Notice

This Survey was compiled primarily based on information Black & Veatch Corporation (B&V) received from third-parties. The Survey's accuracy solely depends upon the accuracy of the information provided to B&V, and such information is subject to change at any time. All utilities included in the Survey were contacted to validate results. In some instances responses were not received by B&V. Survey results are not intended to represent the typical bill for each utility, as usage characteristics will vary across Survey participants. Rather, this Survey is intended to present comparative results of utility user charges at specific usage levels subject to the limitations noted in the Survey and this Legal Notice. As such, this Survey is merely provided as an additional reference tool to be used in combination with user's other due diligence inquiries and resources. B&V assumes no legal liability or responsibility for the accuracy, completeness, or usefulness of any information, or process disclosed, nor does B&V represent that its use would not infringe on any privately owned rights. The Survey may reflect facts, views, opinions and recommendations of individuals and organizations deemed of interest and assumes the reader is sophisticated in this industry. Use of this Survey is at the user's sole risk, and no reliance should be placed upon it or any other oral or written agreement, representation or warranty relating to the information contained in the Survey. THIS SURVEY IS PROVIDED ON AN "AS-IS" BASIS. B&V DISCLAIMS ALL WARRANTIES OF ANY KIND, EXPRESS OR IMPLIED, INCLUDING, WITHOUT LIMITATION, ANY WARRANTY OF MERCHANTABILITY, FITNESS FOR A PARTICULAR PURPOSE OR NON-INFRINGEMENT. NEITHER B&V, NOR ITS PARENT COMPANY, MEMBERS, SUBSIDIARIES, AFFILIATES, SERVICE PROVIDERS, LICENSORS, OFFICERS, DIRECTORS OR EMPLOYEES SHALL BE LIABLE FOR ANY DIRECT, INDIRECT, INCIDENTAL, PUNITIVE, SPECIAL, EXEMPLARY OR CONSEQUENTIAL DAMAGES ARISING OUT OF OR RELATING TO THIS SURVEY OR RESULTING FROM THE USE OF THIS SURVEY OR ANY INFORMATION CONTAINED THEREIN OR DERIVED THEREFROM, INCLUDING BUT NOT LIMITED TO DAMAGES FOR LOSS OF PROFITS OR REVENUE, LOSS OF OPPORTUNITY, LOSS OF USE, LOSS OF GOODWILL, COST OF CAPITAL, LOSS OF DATA, CLAIMS OF CUSTOMERS FOR SUCH DAMAGES OR OTHER INTANGIBLE DAMAGES, EVEN IF SUCH PARTY HAS BEEN ADVISED OF THE POSSIBILITY OF SUCH DAMAGES.

In addition, user should place no reliance on the summaries contained in the Survey, which is not intended to be exhaustive of the material provisions of any document or circumstances. If any point or issue in the survey raises a concern or is of particular interest or significance to the user, the user should perform its own due diligence inquiries and research to satisfy itself as to the same.

This Survey (and the content and information included therein) is copyrighted and is owned or licensed by B&V. B&V may restrict the user's access to this Survey, or any portion thereof, at any time without cause. User shall abide by all copyright notices, information, or restrictions contained in any content or information accessed through this Survey. User shall not reproduce, retransmit, disseminate, sell, copy, distribute, perform, display, publish, broadcast, circulate, create new works from, or commercially exploit this Survey (including the content and information made available through this Survey), in whole or in part, in any manner, without the written consent of B&V, nor use the content or information made available through this Survey for any unlawful or unintended purpose.

©Copyright 2008 Black & Veatch Corporation. All Rights Reserved.

The Black & Veatch name is a registered trademark of Black & Veatch Holding Company. Other service marks and trademarks may be registered trademarks or trademarks of their respective companies.

This information is being provided for your internal use only and is protected by copyright.

Any reproduction or reuse without written permission is prohibited